

**DESIGN DESCRIPTION:**

- Bolted Bonnet
- Outside Screw and Yoke
- Rising Stem and Non-rising Handwheel

設計特性:

- 外螺旋及軛設計
- 螺栓結合式閥蓋
- 升杆式


- SOCKET WELD ENDS 套焊端
SCREWED ENDS 牙口端
FLANGED ENDS 法蘭端

APPLICABLE STANDARDS:

- Design: API 602/BS 5352 ,JB/T 7746
- Socket Weld Ends: ASME B16.11
- Threaded Ends: ASME B1.20.1
ISO 7-1,ISO 228-1
- Inspection and Test: API 598, GB/T 26480
- Flanged Ends: GB/T 9113,GB/T 9124.1
- Face to Face(Flanged Ends): GB/T 12221

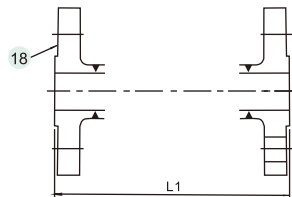
應用標準:

- 設計依據: API 602/BS 5352 ,JB/T 7746
- 套焊端: ASME B 16.11
- 螺紋端: ASME B 1.20.1 ,ISO 7-1,ISO 228-1
- 檢查和測試: API 598, GB/T 13927,GB/T 26480
- 法蘭端: GB/T 9113,GB/T 9124.1
- 法蘭結構長度: GB/T 12221

**PRESSURE TEST 壓力測試: GB/T 26480**

PRES RATING		SHELL TEST(WATER) 殼體水壓測試	SEATS TEST(WATER) 座部水壓測試	SEATS TEST(AIR) 座部氣壓測試
PN 壓力等級	Class 級數			
16	150#	32	22	6
50	300#	79	57	6
100	600#	156	114	6
130	800#	210	154	6

bar

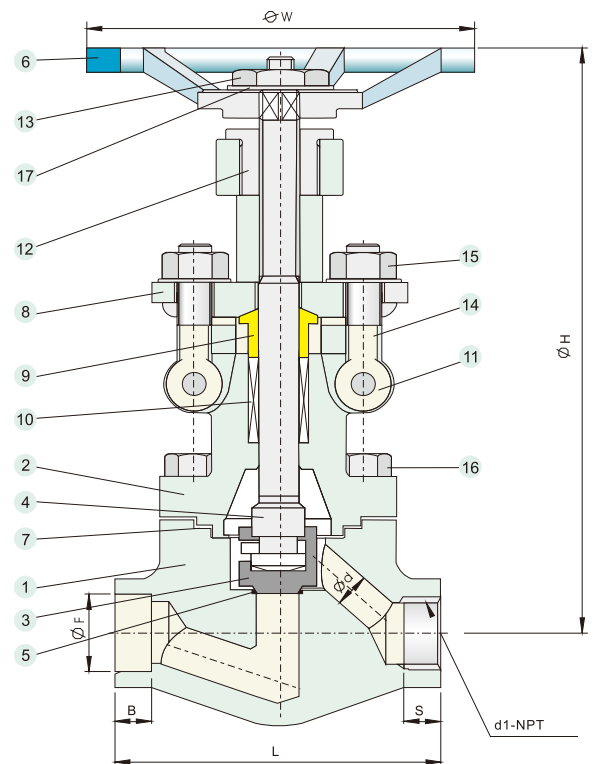


法蘭端間距

PARTS AND MATERIAL 主要零件材質(ASTM)

NO. 序號	PARTS NAME 零件名稱	MATERIALS 材質		
		A105 碳鋼	F304 不銹鋼	F316 不銹鋼
1	Body 閥體	A105	A182-F304	A182-F316
2	Bonnet 閥蓋	A105	A182-F304	A182-F316
3	Disc 閘瓣	A276-410	A276-304	A276-316
4	Stem 閘杆	A276-410	A276-304	A276-316
5	Seat 閘座	A276-410+H/F STL#6	A276-304+H/F STL#6	A276-316+H/F STL#6
6	Hand Wheel 手輪	A47		
7	Gasket 墊圈	Graphite + 304 Spiralwound	Graphite + 304 Spiralwound	Graphite + 316 Spiralwound
8	Gland Flange 格南壓板	A105	A182-F304	A182-F304
9	Gland 格南	A276-304	A276-304	A276-316
10	Gland Packing 填料	Graphite		
11	Eye Bolt Pin 軸銷	A276-304		
12	Stem Nut 閘杆螺母	A276-410		
13	Wheel Nut 手輪螺母	A108-1020		
14	Eye Bolt 活節螺栓	A193-B8		
15	Eye Bolt Nut 螺母	A194-2H	A194-8	A194-8
16	Bonnet Bolt 結合螺栓	A193-B7	A193-B8	A193-B8
17	Name Plate 名牌	A666-304		
18	Flange 法蘭	A105	A182-F304	A182-F316

OTHER MATERIALS ARE AVAILABLE UPON REQUEST (可應需求, 供應其他材質.)

**DIMENSION TABLE 主要尺寸: J61Y-800 LB**

DN	NPS	d	L	L1			H(OPEN)	W	SOCKET WELD		SCREWD		WT.(kg) SW/NPT
				PN16	PN25/40	PN64/100			F	B	d1	S	
15	1/2	10	79	130	130	165	164	100	22	10	1/2"NPT	13.5	2
20	3/4	14	92	150	150	190	164	100	27	13	3/4"NPT	14.0	2.3
25	1	18	111	160	160	216	201	125	34	13	1"NPT	17.5	4.2
40	1-1/2	28	152	200	200	241	260	160	49	13	1-1/2"NPT	18.5	8.2
50	2	34	172	230	230	292	289	180	61	16	2"NPT	19.0	12.3